



GooLED

XSA-319 Pin Fin LED Heat Sink Φ 58mm for Xicato

Features VS Benefits

- * The XSA-319 Pin Fin LED Heat Sink are specifically designed for luminaires using the Xicato LED Modules.
- * Mechanical compatibility with direct mounting of the LED modules to the LED cooler and thermal performance matching the lumen packages.
- * Thermal resistance range R_{th} 4.5°C/W.
- * Xicato Thermal Class **E** , (60° tilt angle, 40°C ambient) .
- * The cooler design with mounting holes foreseen for direct mounting of Xicato XSM、XIM and XTM Modules .
- * Diameter 58mm - Standard height 30mm , Other heights on request.
- * Forged from highly conductive aluminum.



*The XSA-319 Xicato Pin Fin Heat Sink is standard foreseen from a variety of mounting holes which allow direct mounting of all Xicato Spot and down light LED modules and secondary optics on the Pin Fin LED heat sink.

*In this way mechanical afterwork and related costs can be avoided, and lighting designers can standardize their designs on a limited number of LED coolers.

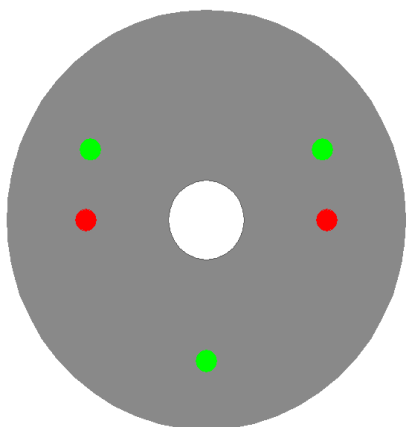
*Below you find an overview of Xicato LED modules which standard fit on the XSA-319 Pin Fin LED Heat Sinks.

*MingFa performs thermal validation tests on each of the LED modules mounted on the LED cooler and publishes.

*This data in the Xicato Cooler thermal validation reports.

*For a full overview of available LED coolers for Xicato LEDs, please refer to the Xicato LED cooler overview on.

XICATO



XSA-319 standard height 30mm for Xicato LED modules Mounting Options

Xicato XSM LED modules name :

XSM8027-xxxx ;	XSM9530-xxxx ;
XSM8030-xxxx ;	XSM9540-xxxx ;
XSM8040-xxxx ;	XSMV830-xxxx ;
XSM9527-xxxx ;	

Direct mounting with 3 screws M3 x 12mm;
Green indicator marks.

Xicato XIM LED modules name :

XIM198027-xxx ;	XIM198040-xxx ;
XIM198030-xxx ;	XIM19V830-xxx ;
XIM198035-xxx ;	

Direct mounting with 3 screws M3 x 20mm;
Green indicator marks.

Xicato XTM LED modules:

XTM19-8027-xxx ;	XTM19-8040-xxx ;
XTM19-8030-xxx ;	XTM19-V830-xxx ;
XTM19-8035-xxx ;	

Direct mounting with 3 screws M3 x 10mm;
Green indicator marks.

Direct mounting by Zhaga mounting holes with 2 screws M3 x 10mm;
Red indicator marks.

Mounting Options and Drawings & Dimensions

Example: XSA-319-M3-B-2

Example: XSA-319-M3-**1**-**2**

1 Anodising Color

B-Black

C-Clear

Z-Custom

2 Mounting Options - see graphics for details Combinations available

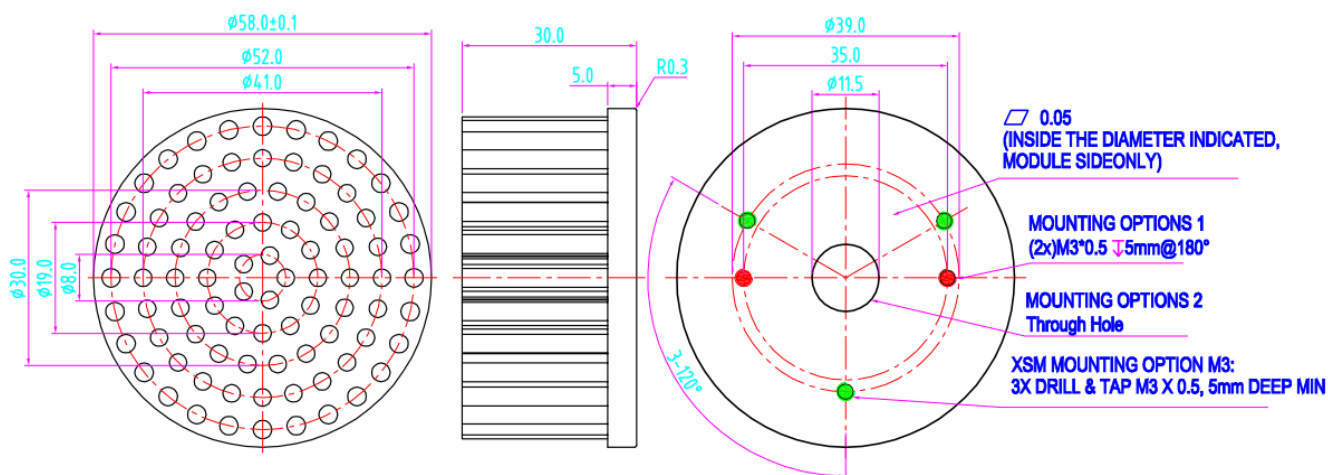
Ex.order code - 12

means option 1 and 2 combined


XICATO

MingFa recommends the use of a high Thermal conductive interface between the LED Module and the LED cooler. Either thermal grease, A thermal pad or a phase change thermal pad Thickness 0.1-0.15mm is recommended.

MOUNTING OPTION	PART NUMBER	THREAD	THREAD DEPTH
NONE	XSA-319-M3-#-N	NONE	NONE
1	XSA-319-M3-#-1	(2x)M3*0.5	5mm
2	XSA-319-M3-#-2	Φ 11.5	Through-hole
3			



The thermal data table

	 <p style="text-align: center;"><i>XSA-319</i></p>
Model No.	XSA-319
Size	Φ58xH30mm
Material	AL 1070
Finish	Black Anodized
Weight(g)	46
Thermal Wattage	11.2W
HeatsinkOs-a²	27134
Thermal Resistance (°C/W)²	4.5

Pd = Pe x (1-ηL)		Heat sink to ambient thermal resistance Rhs-amb (°C/W)	Heat sink to ambient temperature rise Ths-amb (°C)
		XSA-319	XSA-319
Dissipated Power Pd(W)	2.5W	5.6	14
	4.5W	5.4	24
	7.0W	4.7	33
	9.5W	4.5	42
	12W	4.2	48.5
	17.5W	3.8	65

